



## SinglFuse™ SF-0402S Series Features

- Single blow fuse for overcurrent protection
- 1005 (EIA 0402) miniature footprint
- Slow blow fuse
- UL certified
- RoHS compliant\* and halogen free
- Thin film chip fuse
- Surface mount packaging for automated assembly

## SF-0402S Series - Slow Blow Surface Mount Fuses

### Electrical Characteristics

Model	Rated Current (Amps)	Fusing Time	Resistance (mΩ) Typ.*	Rated Voltage	Breaking Capacity	Typical I <sup>2</sup> t (A <sup>2</sup> s)
SF-0402S050	0.50	Open within 5 sec. at 250 % rated current	235	DC 24 V	DC24 V 35 A	0.00370
SF-0402S080	0.80		86			0.00947
SF-0402S100	1.00		64			0.01479
SF-0402S125	1.25		45			0.02310
SF-0402S150	1.50		35			0.02400
SF-0402S160	1.60		32			0.03734
SF-0402S200	2.00		24			0.04040
SF-0402S250	2.50		19			0.06760
SF-0402S300	3.00		15			0.09860
SF-0402S315	3.15		14			0.10868
SF-0402S400	4.00		10.5			0.11450

\*Resistance value was measured with less than 10 % of rated current.

### Reliability Testing

Parameter	Requirement	Test Method
Carrying Capacity	No fusing	Rated current, 4 hours
Fusing Time	Within 1 minute	200 % of its rated current
Interrupting Ability	No mechanical damages	After the fuse is interrupted, rated voltage applied for 30 seconds again
Bending Test	No mechanical damages	Distance between holding points: 90 mm, Bending: 3 mm, 1 time, 30 seconds
Resistance to Solder Heat	±20 %	260 °C ±5 °C, 10 seconds ±1 second
Solderability	95 % coverage minimum	235 °C ±5 °C, 2 ±0.5 second 245 °C ±5 °C, 2 ±0.5 second (lead free)
Temperature Rise	<75 °	100 % of its rated current, measure of surface temperature
Resistance to Dry Heat	±20 %	105 °C ±5 °C, 1000 hours
Resistance to Solvent	No evident damage on protective	23 °C ±5 °C of isopropyl alcohol, 90 seconds coating and marking
Residual Resistance	10k W or more	Measure DC resistance after fusing
Thermal Shock	DR < 10 %	-20 °C / +25 °C / +125 °C / +25 °C, 10 cycles

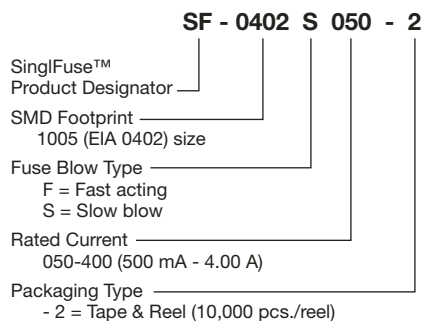
### Typical Part Marking

Represents total content. Layout may vary.



RATING CURRENT (A)  
 F = 0.50    S = 2.00  
 K = 0.80    T = 2.50  
 L = 1.00    3 = 3.00  
 M = 1.25    U = 3.15  
 P = 1.50    W = 4.00  
 N = 1.60

### How to Order



**Asia-Pacific:**  
 Tel: +886-2 2562-4117  
 Fax: +886-2 2562-4116

**Europe:**  
 Tel: +41-41 768 5555  
 Fax: +41-41 768 5510

**The Americas:**  
 Tel: +1-951 781-5500  
 Fax: +1-951 781-5700  
[www.bourns.com](http://www.bourns.com)

\*RoHS Directive 2002/95/EC Jan 27 2003 including Annex.

"SinglFuse" is a trademark of Bourns, Inc.

Specifications are subject to change without notice.

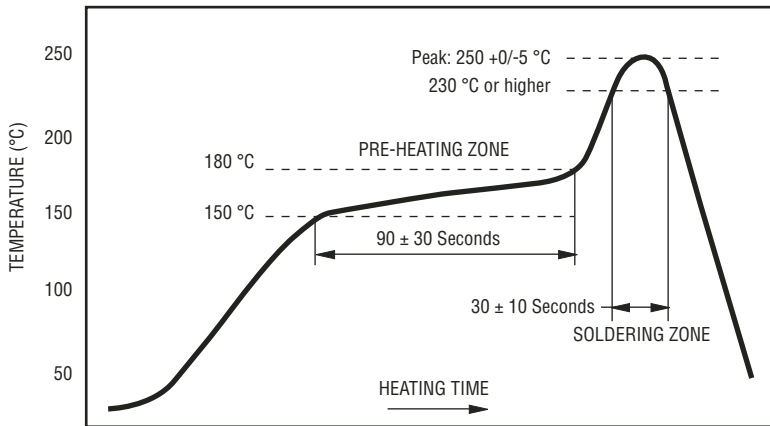
Customers should verify actual device performance in their specific applications

# SinglFuse™ SF-0402S Series Applications

- Portable memory
- LCD monitors
- Disk drives
- PDAs
- Digital cameras
- DVDs
- Cell phones
- Rechargeable battery packs
- Battery chargers
- Set top boxes
- Industrial controllers

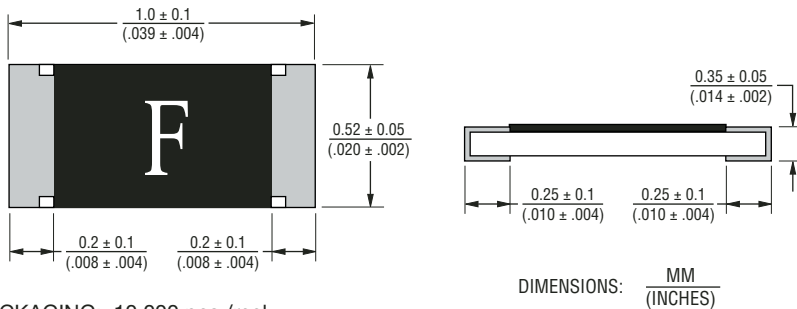
## SF-0402S Series - Slow Blow Surface Mount Fuses **BOURNS®**

### Solder Reflow Recommendations



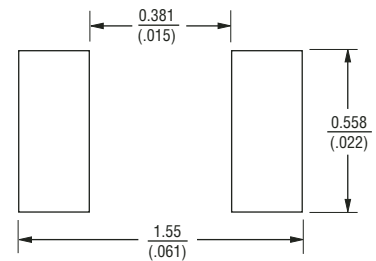
PEAK: 250 +0/-5 °C, 5 seconds  
 PRE-HEATING ZONE: 150 to 180 °C, 90 ± 30 seconds  
 SOLDERING ZONE: 230 °C or higher, 30 ± 10 seconds

### Product Dimensions

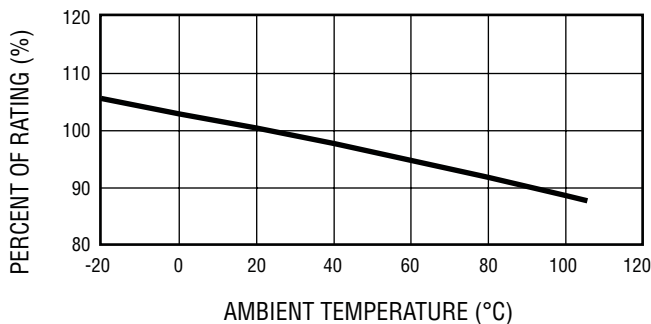


PACKAGING: 10,000 pcs./reel

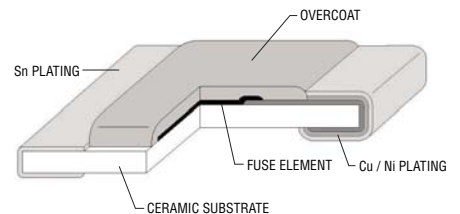
### Recommended Pad Layout



### Thermal Derating Curve



### Construction & Material Content

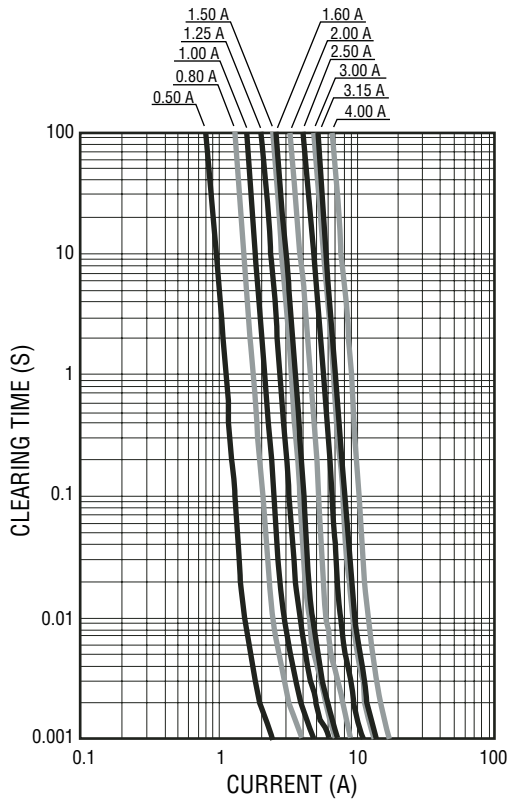


Specifications are subject to change without notice. Customers should verify actual device performance in their specific applications

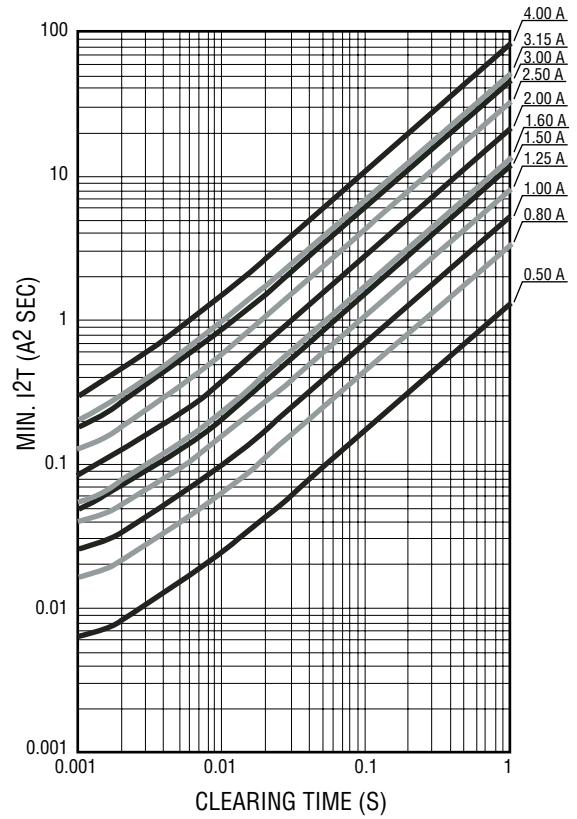
# SF-0402S Series - Slow Blow Surface Mount Fuses



Average Time Current Curves



Minimum I<sup>2</sup>T V Clear Time Curves



REV. A 08/08

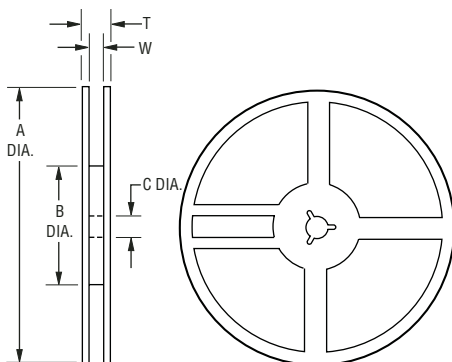
Specifications are subject to change without notice.

Customers should verify actual device performance in their specific applications

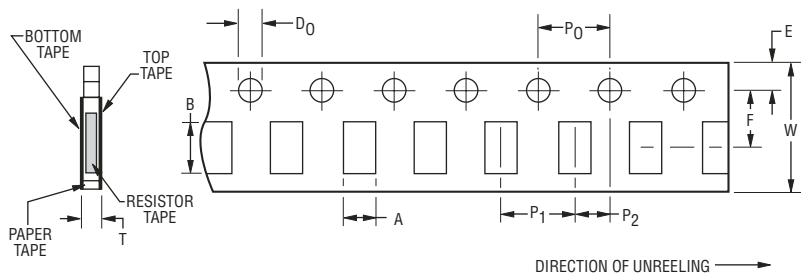
# SF-0402S Series Tape and Reel Specifications

**BOURNS®**

Tape Dimensions	SF-0402S Series per EIA 481-2
W	$\frac{8.0 \pm 0.2}{(.315 \pm .008)}$
P <sub>0</sub>	$\frac{4.0 \pm 0.1}{(.157 \pm .004)}$
P <sub>1</sub>	$\frac{2.0 \pm 0.1}{(.079 \pm .004)}$
P <sub>2</sub>	$\frac{2.0 \pm 0.05}{(.079 \pm .002)}$
A	$\frac{0.7 \pm 0.05}{(.028 \pm .002)}$
B	$\frac{1.2 \pm 0.05}{(.047 \pm .002)}$
F	$\frac{3.5 \pm 0.05}{(.138 \pm .002)}$
E	$\frac{1.75 \pm 0.1}{(.069 \pm .004)}$
D <sub>0</sub>	$\frac{1.5 \pm 0.1}{(.059 \pm .004)}$
T	$\frac{0.45 \pm 0.01}{(.018 \pm .004)}$
<b>Reel Dimensions</b>	
A	$\frac{180 +0/-3.0}{(7.087 +0/- .118)}$
B Min.	$\frac{60.0}{(2.362)}$
C	$\frac{13.0 \pm 1.0}{(.512 \pm .039)}$
W	$\frac{9.0 \pm 1.0}{(.354 \pm .039)}$
T	$\frac{11.4 \pm 2.0}{(.449 \pm .079)}$



DIMENSIONS:  $\frac{\text{MM}}{\text{(INCHES)}}$



Specifications are subject to change without notice.  
Customers should verify actual device performance in their specific applications